

Maharashtra University of Health Sciences, Nashik

Physiotherapy Faculty

Inspection Committee Report for Academic Year 2026-2027

Clinical Material in Hospital

Name of College/Institute SVSS LATUR COLLEGE OF PHYSIOTHERAPY LATUR

Name of the Parent /attached Hospital :- Vivekanand Hospital, Latur

Sr. No.	Particulars to be verified	Actual Available	Lacuna																																																																																											
a.	There must be a parent / attached Hospital with minimum 200 beds as per the Intake Capacity Indoor & Outdoor Facility with Physiotherapy exposure in the broad specialty areas including Intensive care to provide practical experience to the student.: (Refer Sr. No. C for Beds as per Intake Capacity)	175	0																																																																																											
b.	The student to patient ratio should be minimum 1:5, the first part being student & second part patient.	1:5	0																																																																																											
c.	The desirable breakup of beds shall be as follows : Student Patient Ratio (as per M.S.R., it must be 1:5) :																																																																																													
	<table border="1"> <thead> <tr> <th>Sr.No.</th> <th>Specialty</th> <th>10 to 30 Intake</th> <th>31 to 40 Intake</th> <th>41 to 50 Intake</th> <th>51 to 60 Intake</th> <th>For 61 to 100 Intake</th> </tr> </thead> <tbody> <tr> <td>01</td> <td>General Medicine</td> <td>30</td> <td>40</td> <td>50</td> <td>60</td> <td>100</td> </tr> <tr> <td>02</td> <td>General Surgery</td> <td>30</td> <td>40</td> <td>50</td> <td>60</td> <td>100</td> </tr> <tr> <td>03</td> <td>Orthopedics</td> <td>30</td> <td>50</td> <td>50</td> <td>60</td> <td>100</td> </tr> <tr> <td>04</td> <td>Obst & Gynac</td> <td>15</td> <td>20</td> <td>30</td> <td>30</td> <td>60</td> </tr> <tr> <td>05</td> <td>Pediatrics</td> <td>15</td> <td>20</td> <td>30</td> <td>30</td> <td>60</td> </tr> <tr> <td>06</td> <td>Medical ICU</td> <td>05</td> <td>05</td> <td>10</td> <td>10</td> <td>15</td> </tr> <tr> <td>07</td> <td>Surgical ICU</td> <td>05</td> <td>05</td> <td>10</td> <td>10</td> <td>15</td> </tr> <tr> <td>08</td> <td>PICU + NICU</td> <td>05</td> <td>05</td> <td>05</td> <td>10</td> <td>15</td> </tr> <tr> <td>09</td> <td>ICCU + RICU</td> <td>05</td> <td>05</td> <td>05</td> <td>10</td> <td>15</td> </tr> <tr> <td>10</td> <td>Burns Unit / ICU</td> <td>05</td> <td>05</td> <td>05</td> <td>10</td> <td>10</td> </tr> <tr> <td>11</td> <td>Emergency</td> <td>05</td> <td>05</td> <td>05</td> <td>10</td> <td>10</td> </tr> <tr> <td colspan="2">Total</td> <td>150</td> <td>200</td> <td>250</td> <td>300</td> <td>500</td> </tr> </tbody> </table>	Sr.No.	Specialty	10 to 30 Intake	31 to 40 Intake	41 to 50 Intake	51 to 60 Intake	For 61 to 100 Intake	01	General Medicine	30	40	50	60	100	02	General Surgery	30	40	50	60	100	03	Orthopedics	30	50	50	60	100	04	Obst & Gynac	15	20	30	30	60	05	Pediatrics	15	20	30	30	60	06	Medical ICU	05	05	10	10	15	07	Surgical ICU	05	05	10	10	15	08	PICU + NICU	05	05	05	10	15	09	ICCU + RICU	05	05	05	10	15	10	Burns Unit / ICU	05	05	05	10	10	11	Emergency	05	05	05	10	10	Total		150	200	250	300	500	34 34 40 17 20 5 5 5 5 5 5	
Sr.No.	Specialty	10 to 30 Intake	31 to 40 Intake	41 to 50 Intake	51 to 60 Intake	For 61 to 100 Intake																																																																																								
01	General Medicine	30	40	50	60	100																																																																																								
02	General Surgery	30	40	50	60	100																																																																																								
03	Orthopedics	30	50	50	60	100																																																																																								
04	Obst & Gynac	15	20	30	30	60																																																																																								
05	Pediatrics	15	20	30	30	60																																																																																								
06	Medical ICU	05	05	10	10	15																																																																																								
07	Surgical ICU	05	05	10	10	15																																																																																								
08	PICU + NICU	05	05	05	10	15																																																																																								
09	ICCU + RICU	05	05	05	10	15																																																																																								
10	Burns Unit / ICU	05	05	05	10	10																																																																																								
11	Emergency	05	05	05	10	10																																																																																								
Total		150	200	250	300	500																																																																																								
d.	Student : Bed Ratio (Undergraduate) : 1:5	1:5																																																																																												
e.	Average Bed Occupancy in % : 83% - 91%	83% - 91%																																																																																												
f.	Whether separate Registration room is available at OPD? <i>f. Number of total patients registered in last Year :</i> <i>g. Number of New Patients registered on daily average :</i> <i>h. Number of Old patient registered on daily average :</i> <i>i. Average Number of patients attending OPD (current year) :</i> <i>j. Whether records of patient registration are well maintained :</i>	YES 19060 35 – 45 78 – 86 8702 YES																																																																																												
g.	Indoor Physiotherapy Department Areas as per Clinical Load and Intake : (as per M.S.R.) Clinical Load, Total Strength of Hospital Beds, Outdoor Physiotherapy Load per specialty, Indoor Physiotherapy Load per Specialty, Student : Patient ratio per specialty.	Adequate																																																																																												
h.	Outdoor Physiotherapy Department Areas as per Clinical Load and Intake : (as per M.S.R.)	Adequate																																																																																												
i.	Physiotherapy OPD Services (as per M.S.R.) : The hospital shall have functional physiotherapy department providing services on outpatient & in patient department at least since 12 Months prior application & shall maintain required OPD and IPD records for verification.	Adequate																																																																																												
	<ul style="list-style-type: none"> As per Central Council Norms/ University Norms, above Infrastructure must be available at College. If Infrastructure is available, then mark "Adequate" & do not attach any documents. In case of "Inadequate", it must be mark as "Inadequate" with evidence. If attached Hospitals provide valid MOU 																																																																																													

Verified by The LIC Committee Members

Dean/ Principal Stamp & Signature

SVSS LATUR COLLEGE OF
PHYSIOTHERAPY, LATUR

Maharashtra University of Health Sciences, Nashik

Physiotherapy Faculty


Inspection Committee Report for Academic Year 2026-2027

Clinical Material in Hospital

Name of College/Institute SVSS LATUR COLLEGE OF PHYSIOTHERAPY LATUR

Name of the Parent /attached Hospital :- FULABAI BANSUDE HOSPITAL, LATUR

Sr. No.	Particulars to be verified	Actual Available	Lacuna																																																																																											
a.	There must be a parent / attached Hospital with minimum 200 beds as per the Intake Capacity Indoor & Outdoor Facility with Physiotherapy exposure in the broad specialty areas including Intensive care to provide practical experience to the student.: (Refer Sr. No. C for Beds as per Intake Capacity)	50	0																																																																																											
b.	The student to patient ratio should be minimum 1:5, the first part being student & second part patient.	1:5	0																																																																																											
c.	The desirable breakup of beds shall be as follows : Student Patient Ratio (as per M.S.R., it must be 1:5) :																																																																																													
	<table border="1"> <thead> <tr> <th>Sr.No.</th> <th>Specialty</th> <th>10 to 30 Intake</th> <th>31 to 40 Intake</th> <th>41 to 50 Intake</th> <th>51 to 60 Intake</th> <th>For 61 to 100 Intake</th> </tr> </thead> <tbody> <tr> <td>01</td> <td>General Medicine</td> <td>30</td> <td>40</td> <td>50</td> <td>60</td> <td>100</td> </tr> <tr> <td>02</td> <td>General Surgery</td> <td>30</td> <td>40</td> <td>50</td> <td>60</td> <td>100</td> </tr> <tr> <td>03</td> <td>Orthopedics</td> <td>30</td> <td>50</td> <td>50</td> <td>60</td> <td>100</td> </tr> <tr> <td>04</td> <td>Obst & Gynac</td> <td>15</td> <td>20</td> <td>30</td> <td>30</td> <td>60</td> </tr> <tr> <td>05</td> <td>Pediatrics</td> <td>15</td> <td>20</td> <td>30</td> <td>30</td> <td>60</td> </tr> <tr> <td>06</td> <td>Medical ICU</td> <td>05</td> <td>05</td> <td>10</td> <td>10</td> <td>15</td> </tr> <tr> <td>07</td> <td>Surgical ICU</td> <td>05</td> <td>05</td> <td>10</td> <td>10</td> <td>15</td> </tr> <tr> <td>08</td> <td>PICU + NICU</td> <td>05</td> <td>05</td> <td>05</td> <td>10</td> <td>15</td> </tr> <tr> <td>09</td> <td>ICCU + RICU</td> <td>05</td> <td>05</td> <td>05</td> <td>10</td> <td>15</td> </tr> <tr> <td>10</td> <td>Burns Unit / ICU</td> <td>05</td> <td>05</td> <td>05</td> <td>10</td> <td>10</td> </tr> <tr> <td>11</td> <td>Emergency</td> <td>05</td> <td>05</td> <td>05</td> <td>10</td> <td>10</td> </tr> <tr> <td colspan="2">Total</td> <td>150</td> <td>200</td> <td>250</td> <td>300</td> <td>500</td> </tr> </tbody> </table>	Sr.No.	Specialty	10 to 30 Intake	31 to 40 Intake	41 to 50 Intake	51 to 60 Intake	For 61 to 100 Intake	01	General Medicine	30	40	50	60	100	02	General Surgery	30	40	50	60	100	03	Orthopedics	30	50	50	60	100	04	Obst & Gynac	15	20	30	30	60	05	Pediatrics	15	20	30	30	60	06	Medical ICU	05	05	10	10	15	07	Surgical ICU	05	05	10	10	15	08	PICU + NICU	05	05	05	10	15	09	ICCU + RICU	05	05	05	10	15	10	Burns Unit / ICU	05	05	05	10	10	11	Emergency	05	05	05	10	10	Total		150	200	250	300	500	10 10 12 3 3 2 2 2 2 2 2	
Sr.No.	Specialty	10 to 30 Intake	31 to 40 Intake	41 to 50 Intake	51 to 60 Intake	For 61 to 100 Intake																																																																																								
01	General Medicine	30	40	50	60	100																																																																																								
02	General Surgery	30	40	50	60	100																																																																																								
03	Orthopedics	30	50	50	60	100																																																																																								
04	Obst & Gynac	15	20	30	30	60																																																																																								
05	Pediatrics	15	20	30	30	60																																																																																								
06	Medical ICU	05	05	10	10	15																																																																																								
07	Surgical ICU	05	05	10	10	15																																																																																								
08	PICU + NICU	05	05	05	10	15																																																																																								
09	ICCU + RICU	05	05	05	10	15																																																																																								
10	Burns Unit / ICU	05	05	05	10	10																																																																																								
11	Emergency	05	05	05	10	10																																																																																								
Total		150	200	250	300	500																																																																																								
d.	Student : Bed Ratio (Undergraduate) : 1:5	1:5																																																																																												
e.	Average Bed Occupancy in % : 75% - 80%	75% - 85%																																																																																												
f.	Whether separate Registration room is available at OPD? k. Number of total patients registered in last Year : l. Number of New Patients registered on daily average : m. Number of Old patient registered on daily average : n. Average Number of patients attending OPD (current year) : o. Whether records of patient registration are well maintained :	YES 13050 32 - 38 55 - 62 1254 YES																																																																																												
g.	Indoor Physiotherapy Department Areas as per Clinical Load and Intake : (as per M.S.R.) Clinical Load, Total Strength of Hospital Beds, Outdoor Physiotherapy Load per specialty, Indoor Physiotherapy Load per Specialty, Student : Patient ratio per specialty.	Adequate																																																																																												
h.	Outdoor Physiotherapy Department Areas as per Clinical Load and Intake : (as per M.S.R.)	Adequate																																																																																												
i.	Physiotherapy OPD Services (as per M.S.R.) : The hospital shall have functional physiotherapy department providing services on outpatient & in patient department at least since 12 Months prior application & shall maintain required OPD and IPD records for verification.	Adequate																																																																																												
	<ul style="list-style-type: none"> As per Central Council Norms/ University Norms, above Infrastructure must be available at College. If Infrastructure is available, then mark "Adequate" & do not attach any documents. In case of "Inadequate", it must be mark as "Inadequate" with evidence. If attached Hospitals provide valid MOU 																																																																																													



Dean/ Principal Stamp & Signature

 SVSS LATUR COLLEGE OF
PHYSIOTHERAPY, LATUR

Verified by The LIC Committee Members

Maharashtra University of Health Sciences, Nashik

Physiotherapy Faculty


Inspection Committee Report for Academic Year 2026-2027

Clinical Material in Hospital

Name of College/Institute SVSS LATUR COLLEGE OF PHYSIOTHERAPY LATUR

Name of the Parent /attached Hospital :- SADASUKH HOSPITAL

Sr. No.	Particulars to be verified	Actual Available	Lacuna																																																																																											
a.	There must be a parent / attached Hospital with minimum 200 beds as per the Intake Capacity Indoor & Outdoor Facility with Physiotherapy exposure in the broad specialty areas including Intensive care to provide practical experience to the student.: (Refer Sr. No. C for Beds as per Intake Capacity)	50	0																																																																																											
b.	The student to patient ratio should be minimum 1:5, the first part being student & second part patient.	1:5	0																																																																																											
c.	The desirable breakup of beds shall be as follows : Student Patient Ratio (as per M.S.R., it must be 1:5) :																																																																																													
	<table border="1"> <thead> <tr> <th>Sr.No.</th> <th>Specialty</th> <th>10 to 30 Intake</th> <th>31 to 40 Intake</th> <th>41 to 50 Intake</th> <th>51 to 60 Intake</th> <th>For 61 to 100 Intake</th> </tr> </thead> <tbody> <tr> <td>01</td> <td>General Medicine</td> <td>30</td> <td>40</td> <td>50</td> <td>60</td> <td>100</td> </tr> <tr> <td>02</td> <td>General Surgery</td> <td>30</td> <td>40</td> <td>50</td> <td>60</td> <td>100</td> </tr> <tr> <td>03</td> <td>Orthopedics</td> <td>30</td> <td>50</td> <td>50</td> <td>60</td> <td>100</td> </tr> <tr> <td>04</td> <td>Obst & Gynac</td> <td>15</td> <td>20</td> <td>30</td> <td>30</td> <td>60</td> </tr> <tr> <td>05</td> <td>Pediatrics</td> <td>15</td> <td>20</td> <td>30</td> <td>30</td> <td>60</td> </tr> <tr> <td>06</td> <td>Medical ICU</td> <td>05</td> <td>05</td> <td>10</td> <td>10</td> <td>15</td> </tr> <tr> <td>07</td> <td>Surgical ICU</td> <td>05</td> <td>05</td> <td>10</td> <td>10</td> <td>15</td> </tr> <tr> <td>08</td> <td>PICU + NICU</td> <td>05</td> <td>05</td> <td>05</td> <td>10</td> <td>15</td> </tr> <tr> <td>09</td> <td>ICCU + RICU</td> <td>05</td> <td>05</td> <td>05</td> <td>10</td> <td>15</td> </tr> <tr> <td>10</td> <td>Burns Unit / ICU</td> <td>05</td> <td>05</td> <td>05</td> <td>10</td> <td>10</td> </tr> <tr> <td>11</td> <td>Emergency</td> <td>05</td> <td>05</td> <td>05</td> <td>10</td> <td>10</td> </tr> <tr> <td colspan="2">Total</td> <td>150</td> <td>200</td> <td>250</td> <td>300</td> <td>500</td> </tr> </tbody> </table>	Sr.No.	Specialty	10 to 30 Intake	31 to 40 Intake	41 to 50 Intake	51 to 60 Intake	For 61 to 100 Intake	01	General Medicine	30	40	50	60	100	02	General Surgery	30	40	50	60	100	03	Orthopedics	30	50	50	60	100	04	Obst & Gynac	15	20	30	30	60	05	Pediatrics	15	20	30	30	60	06	Medical ICU	05	05	10	10	15	07	Surgical ICU	05	05	10	10	15	08	PICU + NICU	05	05	05	10	15	09	ICCU + RICU	05	05	05	10	15	10	Burns Unit / ICU	05	05	05	10	10	11	Emergency	05	05	05	10	10	Total		150	200	250	300	500	10 12 11 3 2 2 2 2 2 2 2	
Sr.No.	Specialty	10 to 30 Intake	31 to 40 Intake	41 to 50 Intake	51 to 60 Intake	For 61 to 100 Intake																																																																																								
01	General Medicine	30	40	50	60	100																																																																																								
02	General Surgery	30	40	50	60	100																																																																																								
03	Orthopedics	30	50	50	60	100																																																																																								
04	Obst & Gynac	15	20	30	30	60																																																																																								
05	Pediatrics	15	20	30	30	60																																																																																								
06	Medical ICU	05	05	10	10	15																																																																																								
07	Surgical ICU	05	05	10	10	15																																																																																								
08	PICU + NICU	05	05	05	10	15																																																																																								
09	ICCU + RICU	05	05	05	10	15																																																																																								
10	Burns Unit / ICU	05	05	05	10	10																																																																																								
11	Emergency	05	05	05	10	10																																																																																								
Total		150	200	250	300	500																																																																																								
d.	Student : Bed Ratio (Undergraduate) : 1:5	1:5																																																																																												
e.	Average Bed Occupancy in % :	77% - 80%																																																																																												
f.	Whether separate Registration room is available at OPD? <i>p. Number of total patients registered in last Year :</i> <i>q. Number of New Patients registered on daily average :</i> <i>r. Number of Old patient registered on daily average :</i> <i>s. Average Number of patients attending OPD (current year) :</i> <i>t. Whether records of patient registration are well maintained :</i>	YES 12506 30 - 35 42 - 55 2456 YES																																																																																												
g.	Indoor Physiotherapy Department Areas as per Clinical Load and Intake : (as per M.S.R.) Clinical Load, Total Strength of Hospital Beds, Outdoor Physiotherapy Load per specialty, Indoor Physiotherapy Load per Specialty, Student : Patient ratio per specialty.	Adequate																																																																																												
h.	Outdoor Physiotherapy Department Areas as per Clinical Load and Intake : (as per M.S.R.)	Adequate																																																																																												
i.	Physiotherapy OPD Services (as per M.S.R.) : The hospital shall have functional physiotherapy department providing services on outpatient & in patient department at least since 12 Months prior application & shall maintain required OPD and IPD records for verification.	Adequate																																																																																												
	<ul style="list-style-type: none"> As per Central Council Norms/ University Norms, above Infrastructure must be available at College. If Infrastructure is available, then mark "Adequate" & do not attach any documents. In case of "Inadequate", it must be mark as "Inadequate" with evidence. If attached Hospitals provide valid MOU 																																																																																													


 Dean/ Principal

Verified by The LIC Committee Members

Dean/ Principal Stamp & Signature

 SVSS LATUR COLLEGE OF
 PHYSIOTHERAPY, LATUR.

Maharashtra University of Health Sciences, Nashik

Physiotherapy Faculty

Inspection Committee Report for Academic Year 2026-2027

Clinical Material in Hospital

Name of College/Institute SVSS LATUR COLLEGE OF PHYSIOTHERAPY LATUR

Name of the Parent /attached Hospital :- SHWAS NAVJAT SHISU ATIDAKHSHTA RUGNALAYA

Sr. No.	Particulars to be verified	Actual Available	Lacuna																																																																																											
a.	There must be a parent / attached Hospital with minimum 200 beds as per the Intake Capacity Indoor & Outdoor Facility with Physiotherapy exposure in the broad specialty areas including Intensive care to provide practical experience to the student.: (Refer Sr. No. C for Beds as per Intake Capacity)	49	0																																																																																											
b.	The student to patient ratio should be minimum 1:5, the first part being student & second part patient.	1:5	0																																																																																											
c.	The desirable breakup of beds shall be as follows : Student Patient Ratio (as per M.S.R., it must be 1:5) :																																																																																													
	<table border="1"> <thead> <tr> <th>Sr.No.</th> <th>Specialty</th> <th>10 to 30 Intake</th> <th>31 to 40 Intake</th> <th>41 to 50 Intake</th> <th>51 to 60 Intake</th> <th>For 61 to 100 Intake</th> </tr> </thead> <tbody> <tr> <td>01</td> <td>General Medicine</td> <td>30</td> <td>40</td> <td>50</td> <td>60</td> <td>100</td> </tr> <tr> <td>02</td> <td>General Surgery</td> <td>30</td> <td>40</td> <td>50</td> <td>60</td> <td>100</td> </tr> <tr> <td>03</td> <td>Orthopedics</td> <td>30</td> <td>50</td> <td>50</td> <td>60</td> <td>100</td> </tr> <tr> <td>04</td> <td>Obst & Gynac</td> <td>15</td> <td>20</td> <td>30</td> <td>30</td> <td>60</td> </tr> <tr> <td>05</td> <td>Pediatrics</td> <td>15</td> <td>20</td> <td>30</td> <td>30</td> <td>60</td> </tr> <tr> <td>06</td> <td>Medical ICU</td> <td>05</td> <td>05</td> <td>10</td> <td>10</td> <td>15</td> </tr> <tr> <td>07</td> <td>Surgical ICU</td> <td>05</td> <td>05</td> <td>10</td> <td>10</td> <td>15</td> </tr> <tr> <td>08</td> <td>PICU + NICU</td> <td>05</td> <td>05</td> <td>05</td> <td>10</td> <td>15</td> </tr> <tr> <td>09</td> <td>ICCU + RICU</td> <td>05</td> <td>05</td> <td>05</td> <td>10</td> <td>15</td> </tr> <tr> <td>10</td> <td>Burns Unit / ICU</td> <td>05</td> <td>05</td> <td>05</td> <td>10</td> <td>10</td> </tr> <tr> <td>11</td> <td>Emergency</td> <td>05</td> <td>05</td> <td>05</td> <td>10</td> <td>10</td> </tr> <tr> <td colspan="2">Total</td> <td>150</td> <td>200</td> <td>250</td> <td>300</td> <td>500</td> </tr> </tbody> </table>	Sr.No.	Specialty	10 to 30 Intake	31 to 40 Intake	41 to 50 Intake	51 to 60 Intake	For 61 to 100 Intake	01	General Medicine	30	40	50	60	100	02	General Surgery	30	40	50	60	100	03	Orthopedics	30	50	50	60	100	04	Obst & Gynac	15	20	30	30	60	05	Pediatrics	15	20	30	30	60	06	Medical ICU	05	05	10	10	15	07	Surgical ICU	05	05	10	10	15	08	PICU + NICU	05	05	05	10	15	09	ICCU + RICU	05	05	05	10	15	10	Burns Unit / ICU	05	05	05	10	10	11	Emergency	05	05	05	10	10	Total		150	200	250	300	500	10 11 11 3 2 2 2 2 2 2 2	
Sr.No.	Specialty	10 to 30 Intake	31 to 40 Intake	41 to 50 Intake	51 to 60 Intake	For 61 to 100 Intake																																																																																								
01	General Medicine	30	40	50	60	100																																																																																								
02	General Surgery	30	40	50	60	100																																																																																								
03	Orthopedics	30	50	50	60	100																																																																																								
04	Obst & Gynac	15	20	30	30	60																																																																																								
05	Pediatrics	15	20	30	30	60																																																																																								
06	Medical ICU	05	05	10	10	15																																																																																								
07	Surgical ICU	05	05	10	10	15																																																																																								
08	PICU + NICU	05	05	05	10	15																																																																																								
09	ICCU + RICU	05	05	05	10	15																																																																																								
10	Burns Unit / ICU	05	05	05	10	10																																																																																								
11	Emergency	05	05	05	10	10																																																																																								
Total		150	200	250	300	500																																																																																								
d.	Student : Bed Ratio (Undergraduate) : 1:5	1:5																																																																																												
e.	Average Bed Occupancy in % :	70% - 75%																																																																																												
f.	Whether separate Registration room is available at OPD? u. Number of total patients registered in last Year : v. Number of New Patients registered on daily average : w. Number of Old patient registered on daily average : x. Average Number of patients attending OPD (current year) : y. Whether records of patient registration are well maintained :	YES 9085 40 - 45 44 - 48 1489 YES																																																																																												
g.	Indoor Physiotherapy Department Areas as per Clinical Load and Intake : (as per M.S.R.) Clinical Load, Total Strength of Hospital Beds, Outdoor Physiotherapy Load per specialty, Indoor Physiotherapy Load per Specialty, Student : Patient ratio per specialty.	Adequate																																																																																												
h.	Outdoor Physiotherapy Department Areas as per Clinical Load and Intake : (as per M.S.R.)	Adequate																																																																																												
i.	Physiotherapy OPD Services (as per M.S.R.) : The hospital shall have functional physiotherapy department providing services on outpatient & in patient department at least since 12 Months prior application & shall maintain required OPD and IPD records for verification.	Adequate																																																																																												
	<ul style="list-style-type: none"> As per Central Council Norms/ University Norms, above Infrastructure must be available at College. If Infrastructure is available, then mark "Adequate" & do not attach any documents. In case of "Inadequate", it must be mark as "Inadequate" with evidence. If attached Hospitals provide valid MOU 																																																																																													

for 

Dean/ Principal Stamp & Signature

SVSS LATUR COLLEGE OF
PHYSIOTHERAPY, LATUR

Verified by The LIC Committee Members

Maharashtra University of Health Sciences, Nashik

Physiotherapy Faculty


Inspection Committee Report for Academic Year 2025-2026

Clinical Material in Hospital

Name of College/Institute SVSS LATUR COLLEGE OF PHYSIOTHERAPY LATUR

Name of the Parent /attached Hospital :- LATE RAMABAI AMBEDKAR WOMAN CIVIL HOSPITAL

Sr. No.	Particulars to be verified	Actual Available	Lacuna																																																																																											
a.	There must be a parent / attached Hospital with minimum 200 beds as per the Intake Capacity Indoor & Outdoor Facility with Physiotherapy exposure in the broad specialty areas including Intensive care to provide practical experience to the student.: (Refer Sr. No. C for Beds as per Intake Capacity)	100	0																																																																																											
b.	The student to patient ratio should be minimum 1:5, the first part being student & second part patient.	1:5	0																																																																																											
c.	The desirable breakup of beds shall be as follows : Student Patient Ratio (as per M.S.R., it must be 1:5) :																																																																																													
	<table border="1"> <thead> <tr> <th>Sr.No.</th> <th>Specialty</th> <th>10 to 30 Intake</th> <th>31 to 40 Intake</th> <th>41 to 50 Intake</th> <th>51 to 60 Intake</th> <th>For 61 to 100 Intake</th> </tr> </thead> <tbody> <tr> <td>01</td> <td>General Medicine</td> <td>30</td> <td>40</td> <td>50</td> <td>60</td> <td>100</td> </tr> <tr> <td>02</td> <td>General Surgery</td> <td>30</td> <td>40</td> <td>50</td> <td>60</td> <td>100</td> </tr> <tr> <td>03</td> <td>Orthopedics</td> <td>30</td> <td>50</td> <td>50</td> <td>60</td> <td>100</td> </tr> <tr> <td>04</td> <td>Obst & Gynac</td> <td>15</td> <td>20</td> <td>30</td> <td>30</td> <td>60</td> </tr> <tr> <td>05</td> <td>Pediatrics</td> <td>15</td> <td>20</td> <td>30</td> <td>30</td> <td>60</td> </tr> <tr> <td>06</td> <td>Medical ICU</td> <td>05</td> <td>05</td> <td>10</td> <td>10</td> <td>15</td> </tr> <tr> <td>07</td> <td>Surgical ICU</td> <td>05</td> <td>05</td> <td>10</td> <td>10</td> <td>15</td> </tr> <tr> <td>08</td> <td>PICU + NICU</td> <td>05</td> <td>05</td> <td>05</td> <td>10</td> <td>15</td> </tr> <tr> <td>09</td> <td>ICCU + RICU</td> <td>05</td> <td>05</td> <td>05</td> <td>10</td> <td>15</td> </tr> <tr> <td>10</td> <td>Burns Unit / ICU</td> <td>05</td> <td>05</td> <td>05</td> <td>10</td> <td>10</td> </tr> <tr> <td>11</td> <td>Emergency</td> <td>05</td> <td>05</td> <td>05</td> <td>10</td> <td>10</td> </tr> <tr> <td colspan="2">Total</td> <td>150</td> <td>200</td> <td>250</td> <td>300</td> <td>500</td> </tr> </tbody> </table>	Sr.No.	Specialty	10 to 30 Intake	31 to 40 Intake	41 to 50 Intake	51 to 60 Intake	For 61 to 100 Intake	01	General Medicine	30	40	50	60	100	02	General Surgery	30	40	50	60	100	03	Orthopedics	30	50	50	60	100	04	Obst & Gynac	15	20	30	30	60	05	Pediatrics	15	20	30	30	60	06	Medical ICU	05	05	10	10	15	07	Surgical ICU	05	05	10	10	15	08	PICU + NICU	05	05	05	10	15	09	ICCU + RICU	05	05	05	10	15	10	Burns Unit / ICU	05	05	05	10	10	11	Emergency	05	05	05	10	10	Total		150	200	250	300	500	20 20 25 5 5 5 5 5 5 3 2	
Sr.No.	Specialty	10 to 30 Intake	31 to 40 Intake	41 to 50 Intake	51 to 60 Intake	For 61 to 100 Intake																																																																																								
01	General Medicine	30	40	50	60	100																																																																																								
02	General Surgery	30	40	50	60	100																																																																																								
03	Orthopedics	30	50	50	60	100																																																																																								
04	Obst & Gynac	15	20	30	30	60																																																																																								
05	Pediatrics	15	20	30	30	60																																																																																								
06	Medical ICU	05	05	10	10	15																																																																																								
07	Surgical ICU	05	05	10	10	15																																																																																								
08	PICU + NICU	05	05	05	10	15																																																																																								
09	ICCU + RICU	05	05	05	10	15																																																																																								
10	Burns Unit / ICU	05	05	05	10	10																																																																																								
11	Emergency	05	05	05	10	10																																																																																								
Total		150	200	250	300	500																																																																																								
d.	Student : Bed Ratio (Undergraduate) : 1:5	1:5																																																																																												
e.	Average Bed Occupancy in % :	90% - 92%																																																																																												
f.	Whether separate Registration room is available at OPD? z. Number of total patients registered in last Year : aa. Number of New Patients registered on daily average : bb. Number of Old patient registered on daily average : cc. Average Number of patients attending OPD (current year) : dd. Whether records of patient registration are well maintained :	YES 12489 55 - 60 45 - 55 5409 YES																																																																																												
g.	Indoor Physiotherapy Department Areas as per Clinical Load and Intake : (as per M.S.R.) Clinical Load, Total Strength of Hospital Beds, Outdoor Physiotherapy Load per specialty, Indoor Physiotherapy Load per Specialty, Student : Patient ratio per specialty.	Adequate																																																																																												
h.	Outdoor Physiotherapy Department Areas as per Clinical Load and Intake : (as per M.S.R.)	Adequate																																																																																												
i	Physiotherapy OPD Services (as per M.S.R.) : The hospital shall have functional physiotherapy department providing services on outpatient & in patient department at least since 12 Months prior application & shall maintain required OPD and IPD records for verification.	Adequate																																																																																												
	<ul style="list-style-type: none"> As per Central Council Norms/ University Norms, above Infrastructure must be available at College. If Infrastructure is available, then mark "Adequate" & do not attach any documents. In case of "Inadequate", it must be mark as "Inadequate" with evidence. If attached Hospitals provide valid MOU 																																																																																													


 Dean/ Principal Stamp & Signature

Verified by The LIC Committee Members

PRINCIPAL
 SVSS LATUR COLLEGE OF
 PHYSIOTHERAPY, LATUR

Maharashtra University of Health Sciences, Nashik

Physiotherapy Faculty

Inspection Committee Report for Academic Year 2026-2027

Clinical Material in Hospital

Name of College/Institute SVSS LATUR COLLEGE OF PHYSIOTHERAPY LATUR

Name of the Parent /attached Hospital :- GURUMAULI HOSPITAL

Sr. No.	Particulars to be verified	Actual Available	Lacuna																																																																																											
a.	There must be a parent / attached Hospital with minimum 200 beds as per the Intake Capacity Indoor & Outdoor Facility with Physiotherapy exposure in the broad specialty areas including Intensive care to provide practical experience to the student.: (Refer Sr. No. C for Beds as per Intake Capacity)	35	0																																																																																											
b.	The student to patient ratio should be minimum 1:5, the first part being student & second part patient.	1:5	0																																																																																											
c.	The desirable breakup of beds shall be as follows : Student Patient Ratio (as per M.S.R., it must be 1:5) :																																																																																													
	<table border="1"> <thead> <tr> <th>Sr.No.</th> <th>Specialty</th> <th>10 to 30 Intake</th> <th>31 to 40 Intake</th> <th>41 to 50 Intake</th> <th>51 to 60 Intake</th> <th>For 61 to 100 Intake</th> </tr> </thead> <tbody> <tr> <td>01</td> <td>General Medicine</td> <td>30</td> <td>40</td> <td>50</td> <td>60</td> <td>100</td> </tr> <tr> <td>02</td> <td>General Surgery</td> <td>30</td> <td>40</td> <td>50</td> <td>60</td> <td>100</td> </tr> <tr> <td>03</td> <td>Orthopedics</td> <td>30</td> <td>50</td> <td>50</td> <td>60</td> <td>100</td> </tr> <tr> <td>04</td> <td>Obst & Gynac</td> <td>15</td> <td>20</td> <td>30</td> <td>30</td> <td>60</td> </tr> <tr> <td>05</td> <td>Pediatrics</td> <td>15</td> <td>20</td> <td>30</td> <td>30</td> <td>60</td> </tr> <tr> <td>06</td> <td>Medical ICU</td> <td>05</td> <td>05</td> <td>10</td> <td>10</td> <td>15</td> </tr> <tr> <td>07</td> <td>Surgical ICU</td> <td>05</td> <td>05</td> <td>10</td> <td>10</td> <td>15</td> </tr> <tr> <td>08</td> <td>PICU + NICU</td> <td>05</td> <td>05</td> <td>05</td> <td>10</td> <td>15</td> </tr> <tr> <td>09</td> <td>ICCU + RICU</td> <td>05</td> <td>05</td> <td>05</td> <td>10</td> <td>15</td> </tr> <tr> <td>10</td> <td>Burns Unit / ICU</td> <td>05</td> <td>05</td> <td>05</td> <td>10</td> <td>10</td> </tr> <tr> <td>11</td> <td>Emergency</td> <td>05</td> <td>05</td> <td>05</td> <td>10</td> <td>10</td> </tr> <tr> <td colspan="2">Total</td> <td>150</td> <td>200</td> <td>250</td> <td>300</td> <td>500</td> </tr> </tbody> </table>	Sr.No.	Specialty	10 to 30 Intake	31 to 40 Intake	41 to 50 Intake	51 to 60 Intake	For 61 to 100 Intake	01	General Medicine	30	40	50	60	100	02	General Surgery	30	40	50	60	100	03	Orthopedics	30	50	50	60	100	04	Obst & Gynac	15	20	30	30	60	05	Pediatrics	15	20	30	30	60	06	Medical ICU	05	05	10	10	15	07	Surgical ICU	05	05	10	10	15	08	PICU + NICU	05	05	05	10	15	09	ICCU + RICU	05	05	05	10	15	10	Burns Unit / ICU	05	05	05	10	10	11	Emergency	05	05	05	10	10	Total		150	200	250	300	500	5 5 6 3 3 4 2 2 1 2 1	
Sr.No.	Specialty	10 to 30 Intake	31 to 40 Intake	41 to 50 Intake	51 to 60 Intake	For 61 to 100 Intake																																																																																								
01	General Medicine	30	40	50	60	100																																																																																								
02	General Surgery	30	40	50	60	100																																																																																								
03	Orthopedics	30	50	50	60	100																																																																																								
04	Obst & Gynac	15	20	30	30	60																																																																																								
05	Pediatrics	15	20	30	30	60																																																																																								
06	Medical ICU	05	05	10	10	15																																																																																								
07	Surgical ICU	05	05	10	10	15																																																																																								
08	PICU + NICU	05	05	05	10	15																																																																																								
09	ICCU + RICU	05	05	05	10	15																																																																																								
10	Burns Unit / ICU	05	05	05	10	10																																																																																								
11	Emergency	05	05	05	10	10																																																																																								
Total		150	200	250	300	500																																																																																								
d.	Student : Bed Ratio (Undergraduate) : 1:5	1:5																																																																																												
e.	Average Bed Occupancy in % :	70% - 72%																																																																																												
f.	Whether separate Registration room is available at OPD? <i>ee. Number of total patients registered in last Year :</i> <i>ff. Number of New Patients registered on daily average :</i> <i>gg. Number of Old patient registered on daily average :</i> <i>hh. Average Number of patients attending OPD (current year) :</i> <i>ii. Whether records of patient registration are well maintained :</i>	YES 7260 45 - 46 40 - 45 1590 YES																																																																																												
g.	Indoor Physiotherapy Department Areas as per Clinical Load and Intake : (as per M.S.R.) Clinical Load, Total Strength of Hospital Beds, Outdoor Physiotherapy Load per specialty, Indoor Physiotherapy Load per Specialty, Student : Patient ratio per specialty.	Adequate																																																																																												
h.	Outdoor Physiotherapy Department Areas as per Clinical Load and Intake : (as per M.S.R.)	Adequate																																																																																												
i.	Physiotherapy OPD Services (as per M.S.R.) : The hospital shall have functional physiotherapy department providing services on outpatient & in patient department at least since 12 Months prior application & shall maintain required OPD and IPD records for verification.	Adequate																																																																																												
	<ul style="list-style-type: none"> As per Central Council Norms/ University Norms, above Infrastructure must be available at College. If Infrastructure is available, then mark "Adequate" & do not attach any documents. In case of "Inadequate", it must be mark as "Inadequate" with evidence. If attached Hospitals provide valid MOU 																																																																																													

Dean/ Principal  & SignatureSVSS LATUR COLLEGE OF
PHYSIOTHERAPY, LATUR

Verified by The LIC Committee Members

Maharashtra University of Health Sciences, Nashik
Physiotherapy Faculty
Inspection Committee Report for Academic Year 2025-2026

Clinical Material in Hospital

Name of College/Institute **SVSS LATUR COLLEGE OF PHYSIOTHERAPY LATUR**
Name of the Parent /attached Hospital :- **Galaxy Multispecialty, Hospital**

Sr. No.	Particulars to be verified	Actual Available	Lacuna																																																																																											
a.	There must be a parent / attached Hospital with minimum 200 beds as per the Intake Capacity Indoor & Outdoor Facility with Physiotherapy exposure in the broad specialty areas including Intensive care to provide practical experience to the student.: (Refer Sr. No. C for Beds as per Intake Capacity)	100	0																																																																																											
b.	The student to patient ratio should be minimum 1:5, the first part being student & second part patient.	1:5	0																																																																																											
c.	The desirable breakup of beds shall be as follows : Student Patient Ratio (as per M.S.R., it must be 1:5) :																																																																																													
	<table border="1"> <thead> <tr> <th>Sr.No.</th> <th>Specialty</th> <th>10 to 30 Intake</th> <th>31 to 40 Intake</th> <th>41 to 50 Intake</th> <th>51 to 60 Intake</th> <th>For 61 to 100 Intake</th> </tr> </thead> <tbody> <tr> <td>01</td> <td>General Medicine</td> <td>30</td> <td>40</td> <td>50</td> <td>60</td> <td>100</td> </tr> <tr> <td>02</td> <td>General Surgery</td> <td>30</td> <td>40</td> <td>50</td> <td>60</td> <td>100</td> </tr> <tr> <td>03</td> <td>Orthopedics</td> <td>30</td> <td>50</td> <td>50</td> <td>60</td> <td>100</td> </tr> <tr> <td>04</td> <td>Obst & Gynac</td> <td>15</td> <td>20</td> <td>30</td> <td>30</td> <td>60</td> </tr> <tr> <td>05</td> <td>Pediatrics</td> <td>15</td> <td>20</td> <td>30</td> <td>30</td> <td>60</td> </tr> <tr> <td>06</td> <td>Medical ICU</td> <td>05</td> <td>05</td> <td>10</td> <td>10</td> <td>15</td> </tr> <tr> <td>07</td> <td>Surgical ICU</td> <td>05</td> <td>05</td> <td>10</td> <td>10</td> <td>15</td> </tr> <tr> <td>08</td> <td>PICU + NICU</td> <td>05</td> <td>05</td> <td>05</td> <td>10</td> <td>15</td> </tr> <tr> <td>09</td> <td>ICCU + RICU</td> <td>05</td> <td>05</td> <td>05</td> <td>10</td> <td>15</td> </tr> <tr> <td>10</td> <td>Burns Unit / ICU</td> <td>05</td> <td>05</td> <td>05</td> <td>10</td> <td>10</td> </tr> <tr> <td>11</td> <td>Emergency</td> <td>05</td> <td>05</td> <td>05</td> <td>10</td> <td>10</td> </tr> <tr> <td colspan="2" style="text-align: center;">Total</td> <td>150</td> <td>200</td> <td>250</td> <td>300</td> <td>500</td> </tr> </tbody> </table>	Sr.No.	Specialty	10 to 30 Intake	31 to 40 Intake	41 to 50 Intake	51 to 60 Intake	For 61 to 100 Intake	01	General Medicine	30	40	50	60	100	02	General Surgery	30	40	50	60	100	03	Orthopedics	30	50	50	60	100	04	Obst & Gynac	15	20	30	30	60	05	Pediatrics	15	20	30	30	60	06	Medical ICU	05	05	10	10	15	07	Surgical ICU	05	05	10	10	15	08	PICU + NICU	05	05	05	10	15	09	ICCU + RICU	05	05	05	10	15	10	Burns Unit / ICU	05	05	05	10	10	11	Emergency	05	05	05	10	10	Total		150	200	250	300	500	30 15 20 15 3 3 3 3 3 2 2	
Sr.No.	Specialty	10 to 30 Intake	31 to 40 Intake	41 to 50 Intake	51 to 60 Intake	For 61 to 100 Intake																																																																																								
01	General Medicine	30	40	50	60	100																																																																																								
02	General Surgery	30	40	50	60	100																																																																																								
03	Orthopedics	30	50	50	60	100																																																																																								
04	Obst & Gynac	15	20	30	30	60																																																																																								
05	Pediatrics	15	20	30	30	60																																																																																								
06	Medical ICU	05	05	10	10	15																																																																																								
07	Surgical ICU	05	05	10	10	15																																																																																								
08	PICU + NICU	05	05	05	10	15																																																																																								
09	ICCU + RICU	05	05	05	10	15																																																																																								
10	Burns Unit / ICU	05	05	05	10	10																																																																																								
11	Emergency	05	05	05	10	10																																																																																								
Total		150	200	250	300	500																																																																																								
d.	Student : Bed Ratio (Undergraduate) : 1:5	1:5																																																																																												
e.	Average Bed Occupancy in % :	88% - 89%																																																																																												
f.	Whether separate Registration room is available at OPD? <i>jj. Number of total patients registered in last Year :</i> <i>kk. Number of New Patients registered on daily average :</i> <i>ll. Number of Old patient registered on daily average :</i> <i>mm. Average Number of patients attending OPD (current year) :</i> <i>nn. Whether records of patient registration are well maintained :</i>	YES 5601 55 - 60 45 - 55 1089 YES																																																																																												
g.	Indoor Physiotherapy Department Areas as per Clinical Load and Intake : (as per M.S.R.) Clinical Load, Total Strength of Hospital Beds, Outdoor Physiotherapy Load per specialty, Indoor Physiotherapy Load per Specialty, Student : Patient ratio per specialty.	Adequate																																																																																												
h.	Outdoor Physiotherapy Department Areas as per Clinical Load and Intake : (as per M.S.R.)	Adequate																																																																																												
i.	Physiotherapy OPD Services (as per M.S.R.) : The hospital shall have functional physiotherapy department providing services on outpatient & in patient department at least since 12 Months prior application & shall maintain required OPD and IPD records for verification.	Adequate																																																																																												
	<ul style="list-style-type: none"> As per Central Council Norms/ University Norms, above Infrastructure must be available at College. If Infrastructure is available, then mark "Adequate" & do not attach any documents. In case of "Inadequate", it must be mark as "Inadequate" with evidence. If attached Hospitals provide valid MOU 																																																																																													

[Signature]
Dean/ Principal & Signature

**SVSS LATUR COLLEGE OF
PHYSIOTHERAPY, LATUR**

Verified by The LIC Committee Members

Maharashtra University of Health Sciences, Nashik

Physiotherapy Faculty

Inspection Committee Report for Academic Year 2025-2026

Clinical Material in Hospital

Name of College/Institute SVSS LATUR COLLEGE OF PHYSIOTHERAPY LATUR

Name of the Parent /attached Hospital :- AAI CHA GHAR

Sr. No.	Particulars to be verified	Actual Available	Lacuna																																																																																											
a.	There must be a parent / attached Hospital with minimum 200 beds as per the Intake Capacity Indoor & Outdoor Facility with Physiotherapy exposure in the broad specialty areas including Intensive care to provide practical experience to the student.: (Refer Sr. No. C for Beds as per Intake Capacity)	49	0																																																																																											
b.	The student to patient ratio should be minimum 1:5, the first part being student & second part patient.	1:5	0																																																																																											
c.	The desirable breakup of beds shall be as follows : Student Patient Ratio (as per M.S.R., it must be 1:5) : <table border="1" style="width: 100%; border-collapse: collapse;"> <thead> <tr> <th>Sr.No.</th> <th>Specialty</th> <th>10 to 30 Intake</th> <th>31 to 40 Intake</th> <th>41 to 50 Intake</th> <th>51 to 60 Intake</th> <th>For 61 to 100 Intake</th> </tr> </thead> <tbody> <tr><td>01</td><td>General Medicine</td><td>30</td><td>40</td><td>50</td><td>60</td><td>100</td></tr> <tr><td>02</td><td>General Surgery</td><td>30</td><td>40</td><td>50</td><td>60</td><td>100</td></tr> <tr><td>03</td><td>Orthopedics</td><td>30</td><td>50</td><td>50</td><td>60</td><td>100</td></tr> <tr><td>04</td><td>Obst & Gynac</td><td>15</td><td>20</td><td>30</td><td>30</td><td>60</td></tr> <tr><td>05</td><td>Pediatrics</td><td>15</td><td>20</td><td>30</td><td>30</td><td>60</td></tr> <tr><td>06</td><td>Medical ICU</td><td>05</td><td>05</td><td>10</td><td>10</td><td>15</td></tr> <tr><td>07</td><td>Surgical ICU</td><td>05</td><td>05</td><td>10</td><td>10</td><td>15</td></tr> <tr><td>08</td><td>PICU + NICU</td><td>05</td><td>05</td><td>05</td><td>10</td><td>15</td></tr> <tr><td>09</td><td>ICCU + RICU</td><td>05</td><td>05</td><td>05</td><td>10</td><td>15</td></tr> <tr><td>10</td><td>Burns Unit / ICU</td><td>05</td><td>05</td><td>05</td><td>10</td><td>10</td></tr> <tr><td>11</td><td>Emergency</td><td>05</td><td>05</td><td>05</td><td>10</td><td>10</td></tr> <tr><td colspan="2" style="text-align: center;">Total</td><td>150</td><td>200</td><td>250</td><td>300</td><td>500</td></tr> </tbody> </table>	Sr.No.	Specialty	10 to 30 Intake	31 to 40 Intake	41 to 50 Intake	51 to 60 Intake	For 61 to 100 Intake	01	General Medicine	30	40	50	60	100	02	General Surgery	30	40	50	60	100	03	Orthopedics	30	50	50	60	100	04	Obst & Gynac	15	20	30	30	60	05	Pediatrics	15	20	30	30	60	06	Medical ICU	05	05	10	10	15	07	Surgical ICU	05	05	10	10	15	08	PICU + NICU	05	05	05	10	15	09	ICCU + RICU	05	05	05	10	15	10	Burns Unit / ICU	05	05	05	10	10	11	Emergency	05	05	05	10	10	Total		150	200	250	300	500	11 11 12 2 2 2 2 1 2 2 2	
Sr.No.	Specialty	10 to 30 Intake	31 to 40 Intake	41 to 50 Intake	51 to 60 Intake	For 61 to 100 Intake																																																																																								
01	General Medicine	30	40	50	60	100																																																																																								
02	General Surgery	30	40	50	60	100																																																																																								
03	Orthopedics	30	50	50	60	100																																																																																								
04	Obst & Gynac	15	20	30	30	60																																																																																								
05	Pediatrics	15	20	30	30	60																																																																																								
06	Medical ICU	05	05	10	10	15																																																																																								
07	Surgical ICU	05	05	10	10	15																																																																																								
08	PICU + NICU	05	05	05	10	15																																																																																								
09	ICCU + RICU	05	05	05	10	15																																																																																								
10	Burns Unit / ICU	05	05	05	10	10																																																																																								
11	Emergency	05	05	05	10	10																																																																																								
Total		150	200	250	300	500																																																																																								
d.	Student : Bed Ratio (Undergraduate) : 1:5	1:5																																																																																												
e.	Average Bed Occupancy in % :	92% - 95%																																																																																												
f.	Whether separate Registration room is available at OPD? <i>oo. Number of total patients registered in last Year :</i> <i>pp. Number of New Patients registered on daily average :</i> <i>qq. Number of Old patient registered on daily average :</i> <i>rr. Average Number of patients attending OPD (current year) :</i> <i>ss. Whether records of patient registration are well maintained :</i>	YES 2000 55 - 60 45 - 55 430 YES																																																																																												
g.	Indoor Physiotherapy Department Areas as per Clinical Load and Intake : (as per M.S.R.) Clinical Load, Total Strength of Hospital Beds, Outdoor Physiotherapy Load per specialty, Indoor Physiotherapy Load per Specialty, Student : Patient ratio per specialty.	Adequate																																																																																												
h.	Outdoor Physiotherapy Department Areas as per Clinical Load and Intake : (as per M.S.R.)	Adequate																																																																																												
i.	Physiotherapy OPD Services (as per M.S.R.) : <i>The hospital shall have functional physiotherapy department providing services on outpatient & in patient department at least since 12 Months prior application & shall maintain required OPD and IPD records for verification.</i>	Adequate																																																																																												
	<ul style="list-style-type: none"> • As per Central Council Norms/ University Norms, above Infrastructure must be available at College. • If Infrastructure is available, then mark "Adequate" & do not attach any documents. • In case of "Inadequate", it must be mark as "Inadequate" with evidence. • If attached Hospitals provide valid MOU 																																																																																													


 Dean/ Principal Stamp & Signature
 SVSS LATUR COLLEGE OF
 PHYSIOTHERAPY, LATUR

Verified by The LIC Committee Members